


QIn Prestige speaker stand

Manual



What are included:

2x Top plate 270x200x12mm

2x Bottom plate 372x265x25mm

2x Pillar 580x160x110mm

8x M6 spikes

8x M6 nuts

8x floor disks

8x Rubber disks


4x M4x30mm screws for top plate

4x M4x40mm screws for bottom plate

4x M4x40mm (silver finish) to mount speaker bottom plate as top plate

1x H4 Allen key

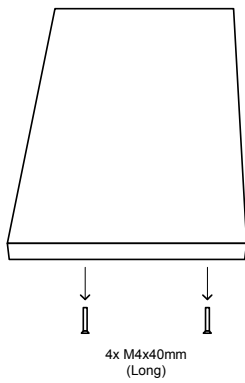
Mounting instruction



Mounting instruction with Prestige Three or QIn One

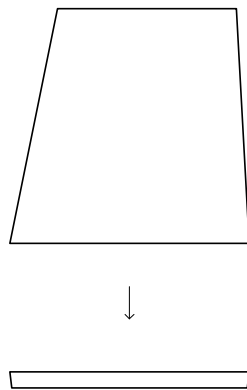
1

Unscrew 4x M4x40 bottom screw



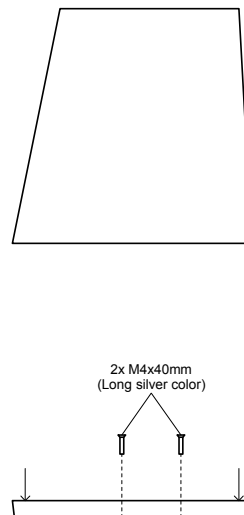
2

Dismantel bottom plate



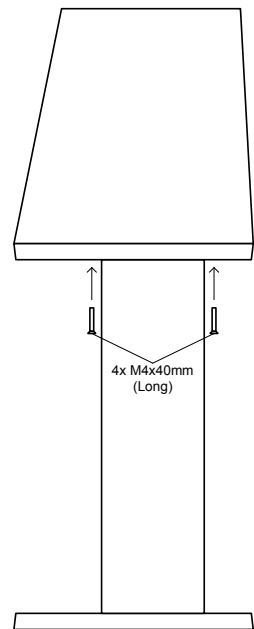
3

Mount speaker bottom plate to stand
With new 2x M4x40 long silver screw



4

Screw back speaker bottom plate
to speaker with same screws



Instruction how to re- pack the speaker stand

