


QIn Prestige speaker stand

Manual



What are included:

2x Top plate 270x200x12mm

2x Bottom plate 372x265x25mm

2x Pillar 580x160x110mm

8x M6 spike

8x M6 nut

8x floor disk

8x Rubber disk


4x M6x30mm screws for top plate

4x M6x40mm screws for bottom plate

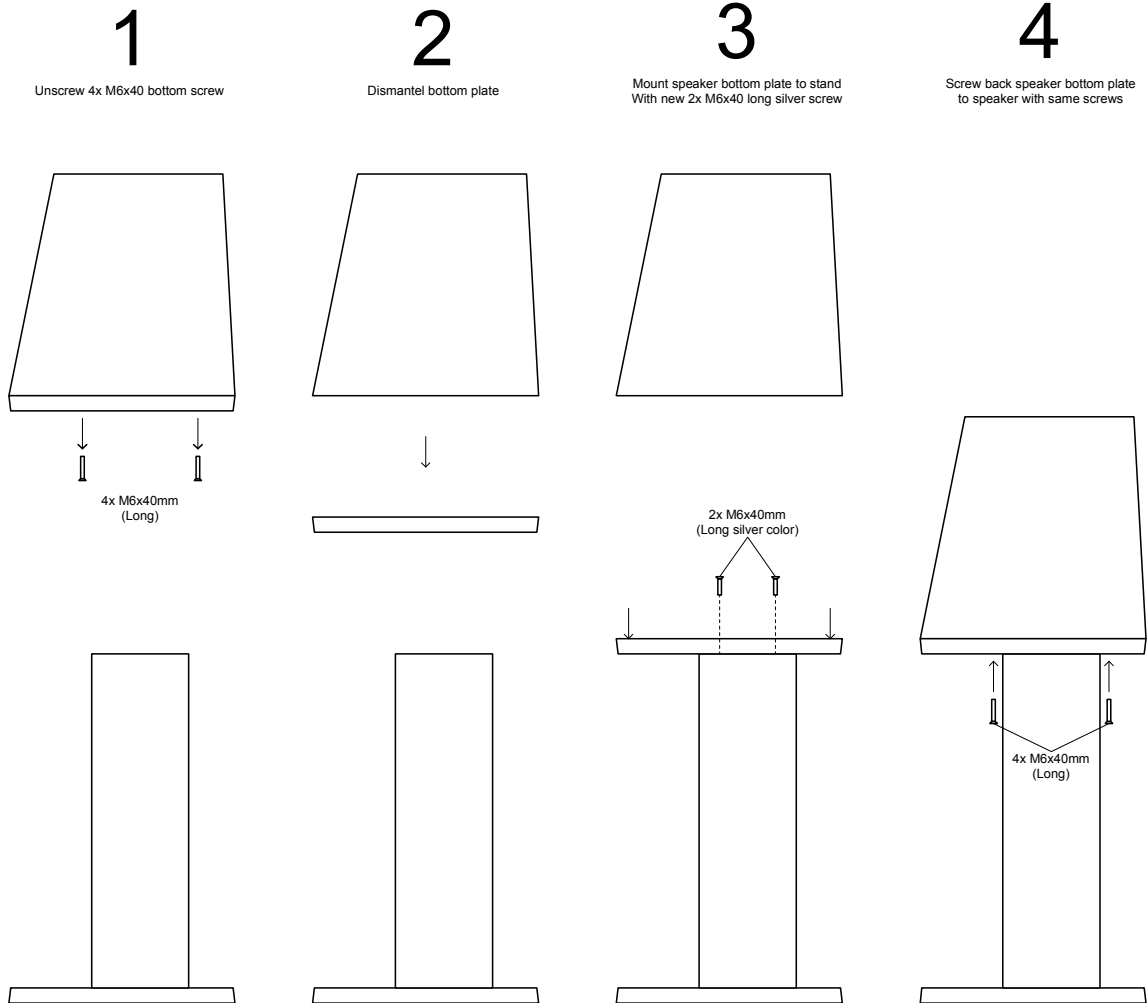
4x M6x40mm (silver finish) to mount speaker bottom plate as top plate

1x H4 Allen key

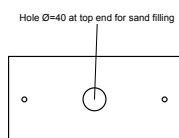
Mounting instruction



Mounting instruction with Prestige Three or QIn One



The 40mm big hole on pillar should be at the top.
There can you fill in 1/3 to 1/2 sand(dry) for increased damping and stability.
When stand is mounted!



Important, empty sand before dismantling the stand!